

Transportation Solutions

QUEUE MANAGEMENT and PUBLIC GUIDANCE SYSTEMS



BARRIER WALLS and PARTITIONS



Curtain Walls & Gates

Architectural partition walls and gates provide security, access control, and pedestrian flow.

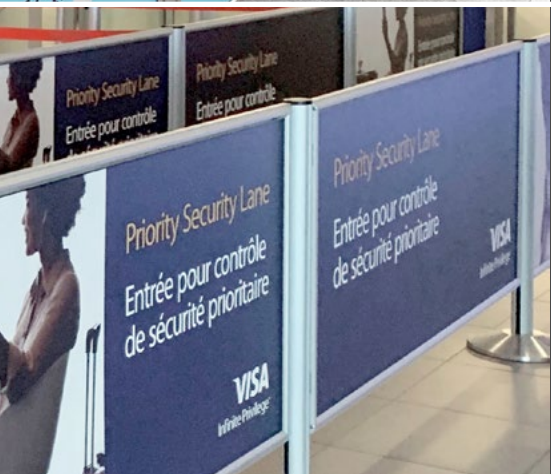
- Magnetic-base option means no floor drilling
- Locking gates provide secure access control
- Four standard heights — 42", 48", 60", and 72"
- Corrosion-resistant, 316-grade stainless steel creates an architectural statement both indoors and out



Post & Panel System

Beltrac Post and Panel Barriers can be set-up in minutes, providing a quick yet effective barrier that keeps the public out of secure areas.

- Use as partition walls, public guidance barriers, or as part of a queue
- Hinged connectors allow the panels to be angled in any direction
- Available with clear or solid black inserts



TDC Portable Kiosk


- Protect staff & customers with an effective physical shield from crowds
- Communicate clearly with built-in, front speak-thru.
- Adjustable surfaces can be added internally or externally for equipment or writing space
- Post grooves allow kiosk to seamlessly integrate into a queue
- Wheels enable kiosk to easily move anywhere you need it



Egress Gates

Create a flexible, secure area while enabling easy access for authorized personnel.


- Magnetic closure keeps gates firmly closed
- Seamlessly integrates with all Beltrac queuing and barrier systems



Queue Guard Panels

Safeguard people in adjacent queue rows with integrated germ barriers.

- Allows people to still have visibility of the entire queue area
- Use with standard 40-inch-tall queuing stanchions, then repurpose later in a standard Post & Panel queuing system

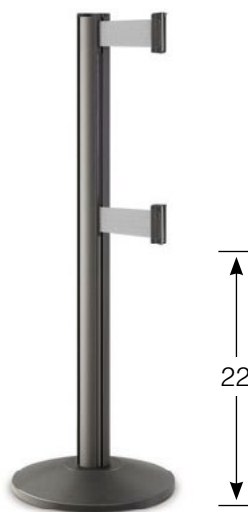


RETRACTABLE BELT STANCHIONS



Beltrac 3000 Portable Stanchions


The world-renowned, grooved-aluminum Beltrac is our most versatile stanchion, making it the perfect choice for your changing business needs.



ADA-Compliant Double-Belted Stanchion

The world-renowned Beltrac with double belts complies with ADA regulations for walkways.

- Bottom belt sits 22" from floor surface to be cane detectable.



Beltrac Magnetic Base Stanchions

Our smallest base yet! Strong magnets keep post firmly in place, yet it's easily removeable when needed.

- Small footprint — 5.5" diameter
- Stainless steel floorplate quickly adheres to floor — no bolts or core-drilling

RETRACTABLE BELT BARRIERS

Swing Gate

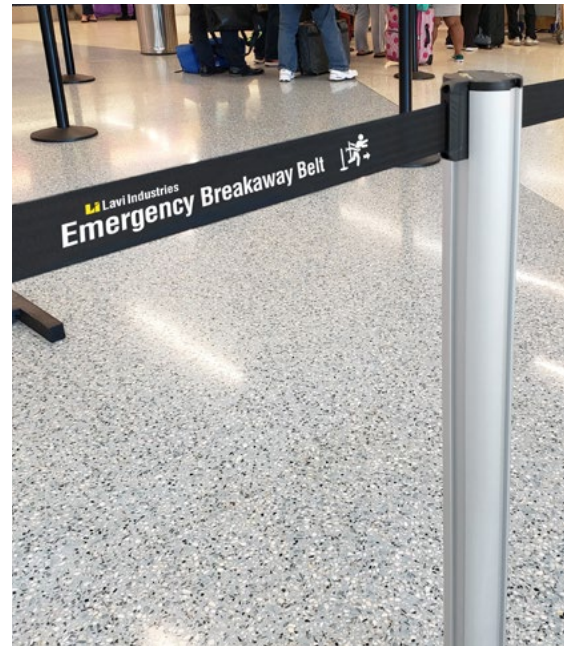
Our Swing Gate effectively keeps waiting passengers from crowding the service area.

- Quickly attaches to Beltrac 3000 stanchions
- Self-closing
- Standard or custom messaging



Emergency Breakaway Belt Stanchion

- Belt snaps away from stanchion when met with a force of 12 lbs.
- Prevents queuing passengers from becoming trapped in large queues
- Perfect for public queues where emergency egress option is needed




JetTrac Dual®

Instantly block off large areas with the industry's longest retractable belt safety barrier.

- Dual 65-foot-long retractable belts
- Low center of gravity for easy handling
- Mobile platform with built-in wheels
- Flashing safety beacon



SIGNAGE and WAYFINDING SYSTEMS



Banners

Large, bold banners get your message noticed and improve customer flow and wayfinding both in and out of the queue..

- Easy installation
- Various sizes and shapes
- Custom graphics available



Stanchion Signs

Heavy-duty aluminum sign frames prominently display your message while protecting graphics from the environment.

- Many sizes and finishes
- Fixed or rotating design
- Custom graphics available

SIGNAGE and WAYFINDING SYSTEMS

Edge Tower Sign Stands

A modern, mobile signage system for wayfinding, advertising, and messaging. It's modular design and dramatic build will enrich your brand and message while creating better customer journeys.

- Double-sided messaging delivers 360° visibility
- Low-profile wheels provide easy mobility
- Unique design enables seamless integration into queues
- Backlit option brings edge-to-edge brilliance to your graphics
- Custom graphics available



Directrac Sign Stand

Directrac patented double-sided poster cartridges quickly slide out of the side panel to replace media, yet remain hidden and secure when inside the unit..

- Hidden door keeps media safe
- Easily change messaging with the pull-out poster cartridge
- Available with wheels
- Custom graphics available



SAFETY and SECURITY SYSTEMS



Post & Shield Ballistic Panels

Portable and stationary panels provide superior protection against ballistic threats, capturing projectiles with minimal ricocheting or spalling.

- Armalloy 650 panel features a certified UL Level 8 steel armor plate which can stop 7.62mm and 5.56mm projectiles.
- Coated with Encapsaloc, an anti-ricochet, anti-splattering material, which dramatically mitigates the effects of collateral damage due to ricochets and spalling.
- Available in fixed and mobile configurations.



Transportation
Security
Administration



Contract Holder

Lavi Industries provides the federal government and other public sector customers with a vast selection of queue management, public guidance, and crowd control solutions through **Contract #47Q SMA22D08P4**. If you are a GSA enabled agency or company, we can provide significant cost savings with government contract pricing.

Contact Us:



Call
1.888.285.8605



Email
sales@lavi.com