

Premium Architectural Partition Walls and Gates

How airports use modular partition walls and gates from Lavi Industries to improve access control and enhance passenger flow.



DFW International Airport

HIGHLIGHTS:



Airports increasingly demand passenger flow and security solutions that are architecturally appealing, flexible, and highly effective.



Premium architectural partition walls and gates from Lavi Industries provide immediate improvement to passenger flow and access control.



Modular glass or plexi system fits any space and features locking gates for access control and optional magnetic bases for installation without core drilling.

Challenges

As airports continue to expand their role in today's global society, they need solutions in place to facilitate a smooth flow of passengers and to maintain control over where passengers are permitted to go. These solutions need to be effective, flexible, and architecturally appealing to enhance the airport brand and aesthetic. In achieving these outcomes, airports face a number of challenges:


- ✓ Utilize space efficiently
- ✓ Easily create permanent or removable boundaries to accommodate passenger flow
- ✓ Create secure ingress and egress points to provide access control
- ✓ Avoid unnecessary structural impacts to the airport environment

In this use case, we explore how airports can use premium architectural partition walls and gates from Lavi Industries to successfully address these challenges.

Solution Summary

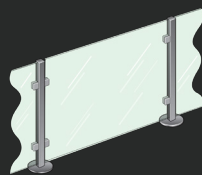
Modular Architectural Partition Walls and Gates

- Permanent or removable installation
- Magnetic-base option makes installation quick and easy — No core drilling required
- Locking gates provide secure access control
- Modular system includes 3 standard heights — 42", 48", and 72" — to fit almost any space or need
- Corrosion-resistant 316-grade stainless steel makes an architectural statement both indoors and out



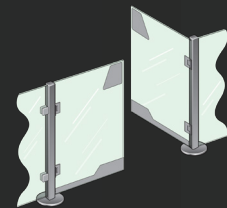
POSTS

Available in 3 standard heights to create walls, partitions, or aisles. Magnetic base option provides non-invasive installation with the ability to easily remove posts.



WALLS

The clean, sleek lines of glass or plexi provide an architectural statement. Available with clear 3/8" tempered glass, or clear or frosted 1/2" plexiglass.



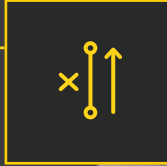
GATES

Matching gates provide secure access control both in and out of the area. Available with kick plates, push plates, and locking latches.

Airport Installations

Tall Partition Wall

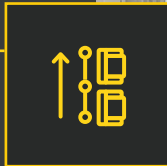
- Tall partition wall provides privacy and security
- 72" Frosted Glass Panels
- Access gates with kickplates



JFK American Airport

Short Divider Wall


- Short wall helps define separate areas
- 48" Clear Glass Panels
- Access gates with kickplates



San Diego International Airport

Security Barrier

- Locking gates provide controlled access
- 42" Frosted Glass Panels
- Locking double gate
- Magnetic Base



Edmonton International Airport

Access Control Gates

- Wide, locking gates provide access control and security
- 42" Frosted Glass Panels
- Locking access control gates
- Magnetic base



Davao City Francisco Bangoy International Airport

Airport Uses



Customs & Border Patrol

Maintain tight boundaries and facilitate passenger flow. Create partitioned areas for additional screening as needed. Control access to agent areas.



Airline Gates

Restrict access to agent areas or gates. Establish clear boundaries for passengers.



Queuing

Create queue lanes for retail operations, airline ticketing, and waiting areas around the terminal.



Security

Create partitioned areas for screening agent access or private screening. Select height options based on security or privacy level requirements. Use locked gates to limit access.



Hospitality

Optional table tops provide additional space for guests in food/bar service areas or at the gate.



Passenger Flow

Create dividers and partition walls to facilitate customer flow throughout the terminal.



San Francisco International Airport